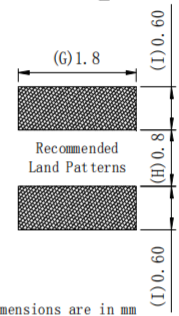
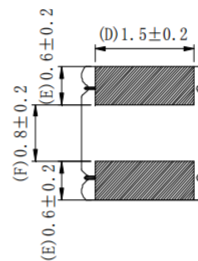
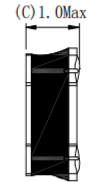
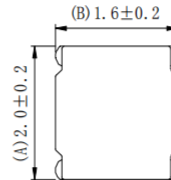


FEATURES

- RoHS compliant
- Small size (2.0*1.6mm), low profile (Height: 1.0mm Max)
- Surface mount design
- Magnetic shield construction with magnetic powder resin
- Good EMI
- Inductance range from 0.1uH to 10uH
- Tape & reel packing
- UL94V-0
- Solder profile acc.J-STD-020D

APPLICATIONS

- DC-DC Converters
- Cell phones
- LCD displays
- Office automotive



Dimensions are in mm

Part number	L0 μH	DCR(Ω)		Isat(A)		Irms(A)	
	±20%	MAX	TYP	TYP	MAX	TYP	MAX
MDRH201610SGR10M	0.10	0.022	0.018	7.00	6.50	4.30	3.60
MDRH201610SGR16M	0.16	0.022	0.018	4.80	4.30	4.30	3.60
MDRH201610SGR24M	0.24	0.032	0.028	4.10	3.70	3.40	3.10
MDRH201610SGR33M	0.33	0.048	0.040	2.85	2.30	2.90	2.40
MDRH201610SGR47M	0.47	0.048	0.040	2.85	2.30	2.90	2.40
MDRH201610SGR68M	0.68	0.076	0.063	2.45	1.95	2.25	2.05
MDRH201610SG1R0M	1.00	0.114	0.095	1.85	1.65	1.60	1.45
MDRH201610SG1R5M	1.50	0.174	0.145	1.65	1.35	1.40	1.25
MDRH201610SG2R2M	2.20	0.252	0.210	1.45	1.20	1.20	1.10
MDRH201610SG3R3M	3.30	0.324	0.270	1.05	0.90	0.98	0.88
MDRH201610SG4R7M	4.70	0.380	0.320	0.85	0.70	0.82	0.74
MDRH201610SG6R8M	6.80	0.816	0.680	0.70	0.60	0.58	0.52
MDRH201610SG100M	10.0	1.020	0.850	0.55	0.50	0.50	0.45

ABSOLUTE MAXIMUM RATINGS

Operating temperature rang -55°C to + 125°C

(Including self te perature rise)

Storage temperature rang -40°C to + 125°C

SOLDERING INFORMATION

Peak reflow temperature 265°C

Pin finish tin

PACKAGING INFORMATION

Tape & Reel

Notes

- Electrical specification at 25°C .
- Inductance tested at 1MHz , 0.25V rms .
- Irms is the current that caused a approximate 40°C temperature rise from 25°C ambient.
- Isat is the DC current at which inductance drop approximately 30% from its value without current.
- The part temperature(ambient+temp .rise)should not exceed 125°C under worst case operating conditions .Circuit design , component placement, PCB trace size and thickness ,airflow and other cooling provisions all affect the part temperature . Part temperature should be verified in the end appliction

- Electrical specification at 25°C.
- Inductance tested at 100 kHz, 0.25Vrms.
- The DCR value is typical.
- Isat is the DC current at which inductance drop 30%(Max) from its value without current.
- Irms is the current that caused a approx 40P temperature rise from 25°C ambient.